

Header Bars

Pressure Staggered



Pressure Straight



General Specifications:

The header bars shall be equipped with emergency high pressure shutoff valves to allow for emergency isolation of the header bars. The header bar shall incorporate integral check valves for each station.

NOTE: The header bar comes with universal mounting brackets to be mounted direct or with a 12" wall spacing when the optional wall mounting bracket is used. The header bar mounting brackets are optional accessories.

All header bars and pigtails shall be cleaned for oxygen service.

Features:

- CGA gas specific header bar with an option to add integral check valves and cylinder pigtail assemblies for future expansion. Fittings are sold separately.

Model Numbers

M2-HBYY-XXL-XXX

The Letters "YY" Define the Type of Header-Bar Assembly:

- "TS" = Straight c/w Stainless Pigtails
- "TC" = Straight c/w Copper Pigtails
- "XS" = Staggered c/w Stainless Pigtails
- "XC" = Staggered c/w Copper Pigtails
- "LQ" = Liquid c/w Cryogenic Pigtails

"L" Defines the Language:

- E = English (CSA)
- U = English (NFPA)

The Letters "XX" Define the Number of Cylinders:

e.g. 4 x 4 use 08

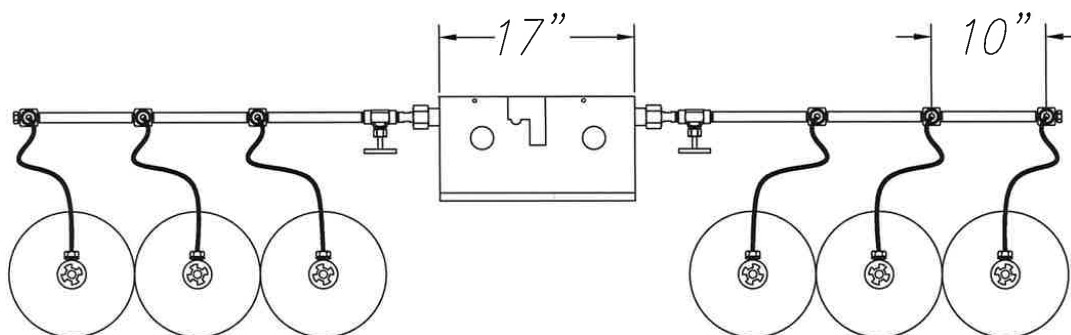
"XXX" defines the Type of Gas:

Oxygen	= OXY
Nitrogen	= NIT
Medical Air	= AIR
Carbon Dioxide	= CO2
Nitrous Oxide	= N2O
Helium	= HEL
Argon	= ARG
Mixed Gas	= MIX

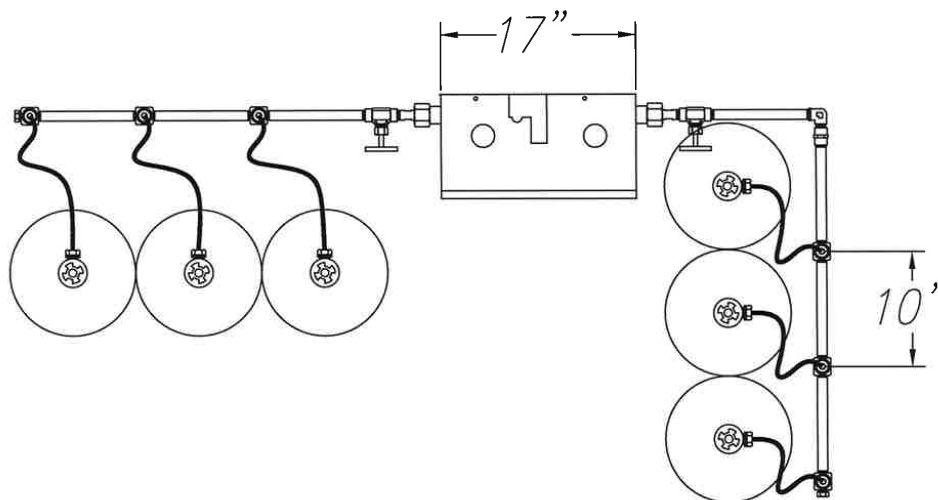
Wall Bracket for Header-bar Assembly: **M-X-HB-WLBRKIT**

Technical Specifications

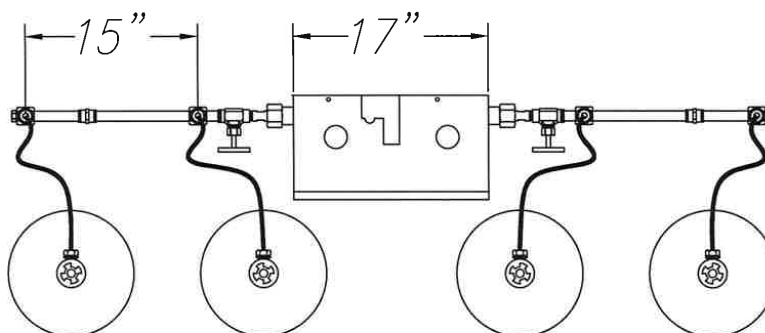
Standard configuration



"L" configuration



Long configuration

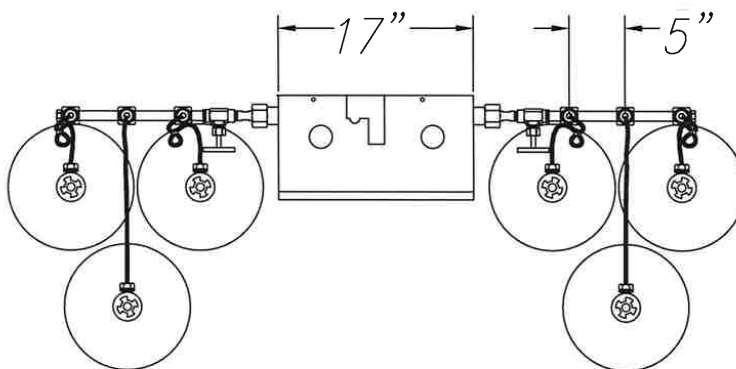


Note:

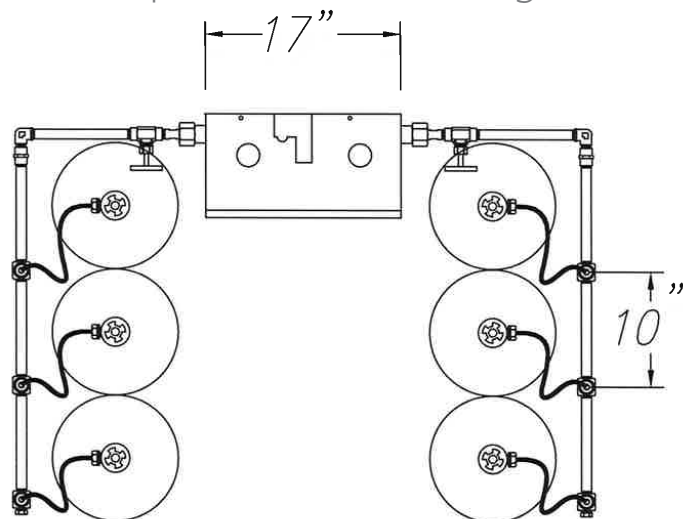
- Dimensions are based on approximate distance
- Floor stand and wall mounting brackets are optional accessories

Technical Specifications

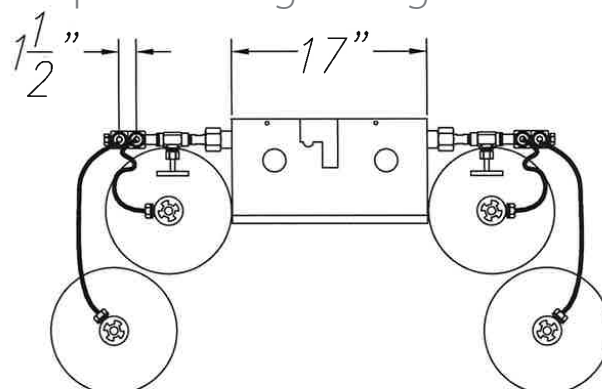
Short configuration



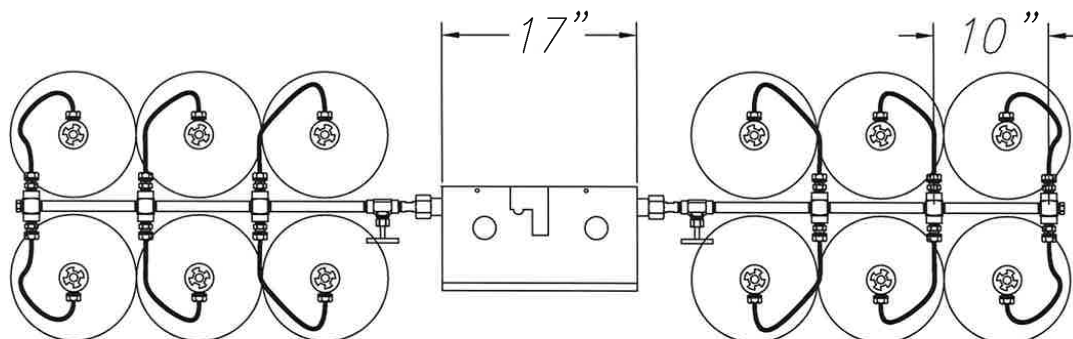
"U" Shape Cross over configuration



Space saving configuration



Cross configuration



Note:

- Dimensions are based on approximate distance
- Floor stand and wall mounting brackets are optional accessories