

ATF Series

PSA Oxygen Concentrator Module



ATF stands for Advanced Technology Fractionators®. These oxygen modules incorporate proven pressure swing adsorption (PSA) principles into a unique patented design. AirSep's design allows these systems to be compact, efficient, rugged, and lower in cost. The ATF module offers unparalleled design flexibility and enables applications where on-site/on-board oxygen generation was previously impractical.

Features

- Reliable oxygen production
- Environmentally tolerant design
- Constant pneumatic impedance
- Constant delivery pressure
- Easily integrated

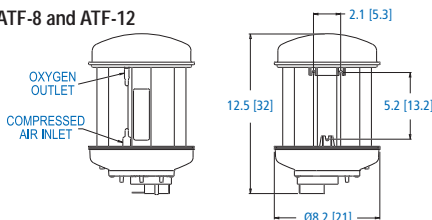
Typical Applications

- Brazing/Soldering
- Cosmetic
- Environmental Remediation
- Fish Farming
- Glass Work/Blowing
- Ozone (Generator) Feed Gas
- Veterinary Medicine

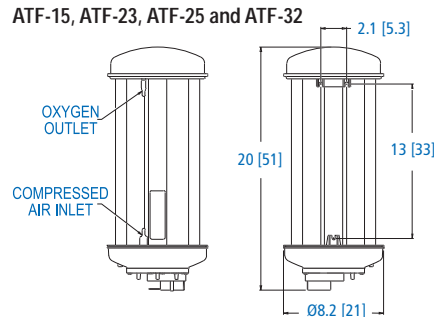
Specifications

	ATF-8	ATF-12	ATF-15	ATF-23	ATF-25	ATF-32
Product Flow^{1, 2}	8 SCFH (0.21 Nm ³ /hr or 3.8 SLPM)	12 SCFH (0.31 Nm ³ /hr or 5.7 SLPM)	15 SCFH (0.39 Nm ³ /hr or 7.1 SLPM)	23 SCFH (0.60 Nm ³ /hr or 10.8 SLPM)	25 SCFH (0.65 Nm ³ /hr or 12 SLPM)	32 SCFH (0.84 Nm ³ /hr or 15 SLPM)
Oxygen Delivery Pressure^{1, 2}	9 psig (62 kPa or 0.62 barg)	9 psig (62 kPa or 0.62 barg)	7 psig (48 kPa or 0.48 barg)	7 psig (48 kPa or 0.48 barg)	14 psig (97 kPa or 0.97 barg)	14 psig (97 kPa or 0.97 barg)
Product Concentration	87-95%	87-95%	87-95%	87-95%	87-95%	87-95%
Product Dew Point	-100°F (-73°C)	-100°F (-73°C)	-100°F (-73°C)	-100°F (-73°C)	-100°F (-73°C)	-100°F (-73°C)
Dimensions (D x H) (nominal)	8 x 13 in (21 x 32 cm)	8 x 13 in (21 x 32 cm)	8 x 20 in (21 x 51 cm)	8 x 20 in (21 x 51 cm)	8 x 20 in (21 x 51 cm)	8 x 20 in (21 x 51 cm)
Weight	9.6 lb (4.4 kg)	9.8 lb (4.5 kg)	14.7 lb (6.7 kg)	14.7 lb (6.7 kg)	15 lb (6.8 kg)	15 lb (6.8 kg)
Physical Connections						
Compressed Air Inlet	½" ID tubing	½" ID tubing	½" ID tubing	½" ID tubing	½" ID tubing	½" ID tubing
Product Gas Outlet	¼" ID tubing	¼" ID tubing	¼" ID tubing	¼" ID tubing	¼" ID tubing	¼" ID tubing
Gear Motor	7398/7383	7398	7371/7350	7371/7350	7350/7398	7371/7350
Typical Power Consumption						
120 V / 208 - 240 V ~ ±10%, 50/60 Hz	3 W (w/o compressor) 400 W (w/ compressor)	3 W (w/o compressor) 500 W (w/ compressor)	3 W (w/o compressor) 500 W (w/ compressor)	3 W (w/o compressor) 500 W (w/ compressor)	3 W (w/o compressor) 1000 W - 1300 W (w/ compressor)	3 W (w/o compressor) 1000 W - 1300 W (w/ compressor)
208 - 240 V ~ ±10%, 50 Hz	3 W (w/o compressor) 400 W (w/ compressor)	3 W (w/o compressor) 500 W (w/ compressor)	3 W (w/o compressor) 500 W (w/ compressor)	3 W (w/o compressor) 600 W (w/ compressor)	3 W (w/o compressor) 1000 W - 1100 W (w/ compressor)	3 W (w/o compressor) 1000 W (w/ compressor)

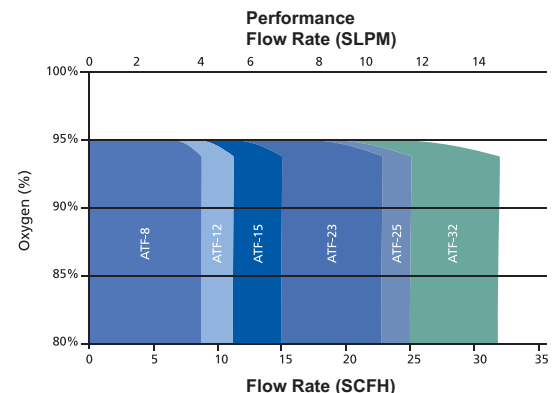
ATF-8 and ATF-12



ATF-15, ATF-23, ATF-25 and ATF-32



Note: Dimensions are in inches (cm). All dimensions are nominal.



¹Oxygen concentration rated at 120°F (50°C).

²SCF (Standard cubic foot) gas measured at 1 atmosphere and 70°F (21°C) / Nm³ (Normal cubic meter) gas measured at 1 atmosphere and 32°F (0°C) / SLPM (Standard liters per minute) gas measured at 1 atmosphere and 70°F (21°C)

Installation and Operation

Mounting Guidelines	Two integral mounting pads provided. Toe clamps (optional). Vertical mounting preferred. Must be isolated from compressor vibration.					
Storage Temperature	0-140°F (-18-60°C)					
Flow² ISO Class Reference Pressure Temperature	2.3 SCFM (3.9 Nm ³ /hr or 65 SLPM) Class 5.6.1 per ISO 8573.1 25 psig (172 kPa or 1.72 barg) O ₂ concentration performance rated at 120°F (50°C) inlet air temperature	3 SCFM (5.0 Nm ³ /hr or 85 SLPM) Class 5.6.1 per ISO 8573.1 25 psig (172 kPa or 1.72 barg) O ₂ concentration performance rated at 120°F (50°C) inlet air temperature	3.2 SCFM (5.4 Nm ³ /hr or 91 SLPM) Class 5.6.1 per ISO 8573.1 18 psig (124 kPa or 1.24 barg) O ₂ concentration performance rated at 120°F (50°C) inlet air temperature	4.2 SCFM (7.1 Nm ³ /hr or 120 SLPM) Class 5.6.1 per ISO 8573.1 22 psig (152 kPa or 1.52 barg) O ₂ concentration performance rated at 120°F (50°C) inlet air temperature	6.2 SCFM (10.5 Nm ³ /hr or 175 SLPM) Class 5.6.1 per ISO 8573.1 35 psig (241 kPa or 2.41 barg) O ₂ concentration performance rated at 120°F (50°C) inlet air temperature	6.2 SCFM (10.5 Nm ³ /hr or 175 SLPM) Class 5.6.1 per ISO 8573.1 35 psig (241 kPa or 2.41 barg) O ₂ concentration performance rated at 120°F (50°C) inlet air temperature
Control Power Requirements (Single Phase)	120 V / 208 – 240 V ~ ±10%, 50/60 Hz, 0.025 A or 208 – 240 V ~ ±10%, 50 Hz, 0.025 A					
Compressed Air Quality Requirements	Clean Air (oil-less). Performance rated at 120°F (49°C).					
Recommended Ambient Conditions	Locate the oxygen concentrator subsystem in a well-ventilated area that is protected from weather elements and remains between 50°F (4°C) and 130°F (54°C) inside room or operating enclosure; 0°F (-18°C).					

How it Works

A patented single rotary distribution valve built into the ATF module is continuously rotated at low speed by a small motor. The valve is maintenance-free, self-cleaning, insensitive to contamination, and invulnerable to wear. It sequentially directs the flow of compressed air to a group of four sieve beds (adsorption), while at the same time another four beds are purged into the atmosphere through the valve (desorption). The remaining four of the twelve beds are interconnected through the valve to equalize pressure as the sieve beds sequentially transition between adsorption and desorption. The small amplitude pressure swings generated by the ATF's twelve sieve beds eliminate loud noise pulses, eliminate the need for a pressure regulator, and reduce compressor wear.

Ordering Information

Model	Part Number	Description	Compressor Part Number	Motor	Compressor Max. Pressure ¹	RPM	HP	Power Consumption	Net Weight
ATF-8	1265V	120 V / 208 – 240 V ~ ±10%, 50/60 Hz	7329	115 V, 60 Hz, 1Ø	30 psig (207 kPa or 2 barg)	1660	1/3	0.4 kW	13 lb (6 kg)
	7465V	208 – 240 V ~ ±10%, 50 Hz	7330	220 V, 50 Hz, 1Ø	30 psig (207 kPa or 2 barg)	1430	1/3	0.4 kW	17 lb (8 kg)
ATF-12	3586V	120 V / 208 – 240 V ~ ±10%, 60 Hz	7317	115 V, 60 Hz, 1Ø	30 psig (207 kPa or 2 barg)	1680	1/3	0.5 kW	15 lb (7 kg)
		120 V / 208 – 240 V ~ ±10%, 50/60 Hz	1314	220 V, 50 Hz, 1Ø		1425			14 lb (6 kg)
ATF-15	1242V	120 V / 208 – 240 V ~ ±10%, 60 Hz 120 V / 208 – 240 V ~ ±10%, 50/60 Hz	7317	115 V, 60 Hz, 1Ø	30 psig (207 kPa or 2 barg)	1680	1/3	0.5 kW	15 lb (7 kg)
	1498V	208 – 240 V ~ ±10%, 50 Hz	1314	220 V, 50 Hz, 1Ø	30 psig (207 kPa or 2 barg)	1425	1/3	0.5 kW	14 lb (6 kg)
ATF-23	3161V	120 V / 208 – 240 V ~ ±10%, 60 Hz	7317	115 V, 60 Hz, 1Ø	30 psig (207 kPa or 2 barg)	1680	1/3	0.5 kW	15 lb (7 kg)
	3239V	208 – 240 V ~ ±10%, 50 Hz	3299	220 V, 50 Hz, 1Ø	30 psig (207 kPa or 2 barg)	1400	2/3	0.6 kW	15 lb (7 kg)
ATF-25 ²	1280V	120 V / 208 – 240 V ~ ±10%, 50/60 Hz	1243 7497	115 V, 60 Hz, 1Ø 220 V, 60 Hz, 1Ø	45 psig (310 kPa or 3.1 barg) 36 psig (250 kPa or 2.5 barg)	1700 1700	1 1.75	1 kW 1.3 kW	39 lb (18 kg) 40 lb (18 kg)
	4140V	208 – 240 V ~ ±10%, 50 Hz	7396	220 V, 50 Hz, 1Ø	45 psig (310 kPa or 3.1 barg)	1400	1	1.1 kW	40 lb (18 kg)
ATF-32	3328V	120 V / 208 – 240 V ~ ±10%, 60 Hz	1243 7497	115 V, 60 Hz, 1Ø 220 V, 60 Hz, 1Ø	45 psig (310 kPa or 3.1 barg) 36 psig (250 kPa or 2.5 barg)	1700 1700	1 1.75	1 kW 1.3 kW	39 lb (18 kg) 40 lb (18 kg)
	4104V	208 – 240 V ~ ±10%, 50 Hz	7396	220 V, 50 Hz, 1Ø	45 psig (310 kPa or 3.1 barg)	1400	1	1 kW	40 lb (18 kg)
Accessories (contact factory)	1317	Solenoid Valve, 220 V							
	1368	Pressure Relief Valve, 35 psig (241 kPa)							
	9009	Economy Heat Exchanger							
	9015 / 9017	Heat Exchanger with Fan, 120 V, 60 Hz / Heat Exchanger with Fan, 220 V, 50/60 Hz							
	9114	Flow meter, Dual-Scale 2 – 20 SCFH/1 – 10 SLPM							
	9116 / 9124	Flow meter 2 – 25 SLPM / Flow meter 5 – 50 SCFH							
	9132	Filter, General Purpose Water Separator							
	1737	Check Valve, ¼" Barb, Nylon, 30 psig (this is required at the output of the ATF)							
	9150	Toe Clamps							
	9155 / 9160	Compressed Air Hose ½" ID / Oxygen Product Hose ¼" ID							

Shipping Information	ATF-8	ATF-12	ATF-15	ATF-23	ATF-25	ATF-32
Class	92.5	92.5	92.5	92.5	92.5	92.5
Commodity Classification Number	8421.39.8040	8421.39.8040	8421.39.8040	8421.39.8040	8421.39.8040	8421.39.8040
Dimensions (W x D x H)	11 x 11 x 16 in (28 x 28 x 40 cm)	11 x 11 x 16 in (28 x 28 x 40 cm)	11 x 11 x 23 in (28 x 28 x 59 cm)	11 x 11 x 23 in (28 x 28 x 59 cm)	11 x 11 x 23 in (28 x 28 x 59 cm)	11 x 11 x 23 in (28 x 28 x 59 cm)
Gross Weight	11 lb (5 kg)	11 lb (5 kg)	17 lb (8 kg)	17 lb (8 kg)	17 lb (8 kg)	17 lb (8 kg)

Warranty: 1 Year Parts and Factory Labor*

* An unprotected or inadequately ventilated environment, or improper control power may cause damage to the oxygen generator not covered under warranty.

¹The maximum compressor pressure is a characteristic of the compressor and is higher than the air input pressure specification for the ATF modules.

²The ATF-25 and ATF-32 will achieve the specified oxygen flow and pressure when supplied with the specified air flow and pressure. Larger compressors are available to achieve slightly higher oxygen pressures. This technical data is presented as a basis for ATF and compressor selection only. Compressor performance is based upon nominal units tested with ATFs under lab conditions.

All performance ratings based on an ambient temperature up to 100°F (38°C), up to 1,000 feet elevation, and 80% relative humidity.



© 2022 AirSep Corporation. All Rights Reserved.
AirSep reserves the right to discontinue its products, or change the prices, materials, equipment, quality, descriptions, specifications and/or processes to its products at any time without prior notice and with no further obligation or consequence. Any rights expressly stated herein are reserved by us, as applicable.



1533 SW 1st Way, Suite F19
Deerfield Beach, FL 33441
Office: 954-725-1470
Email: orders@medicalgassupplier.com