

SUPERA

ANESTHESIA INNOVATIONS

Operators Manual

Wall Mount Anesthesia Machine M2300 Stationary Mount M2500 Articulating Arm (Shown With Optional Equipment)



For Veterinary Use Only

Supera, LLC Copyright 2022

TABLE OF CONTENTS

Machine Assembly Page

Dimensions

Mounting

Attaching the O2 supply

Breathing circuits

Waste Gas Evacuation

Technical Information



Diagram and Part Numbers

Ordering information

Warranty /Return

Machine & Service notes

Chapter 1: Dimensions



Chapter 1: Mounting

IMPORTANT

The bracket should be mounted into a solid wall stud or back board

The mounting holes are on 16" centers (standard wall stud distance)

Use lag screws (5/16" or 3/8") to mount to the wall


Oxygen Connection

Attach your green oxygen hose to the back of the flow meter.



Circuits

CIR518 - Non-Rebreathing Modified Jackson-Rees




The Non-rebreathing system connects to the common gas outlet of the anesthesia machine.

1. Disconnect the common gas outlet from the rebreathing head. (quick disconnect fittings)
2. Plug the 15mm male connector from the non-rebreathing system into the common gas outlet of the anesthesia machine.
3. Connect the blue exhaust port on the bag of the non-rebreathing system to the 19mm blue evacuation tubing connected to the waste gas interface device or to any other waste gas evacuation device (outside air, F-air canister, etc.)

Circuits

CIR529 & CIR529P Rebreathing Unilimb circuits



Unilimb design removes clutter and disorder from the anesthesia field. Patients exhaled breath acts as a thermal wrap to maintain the temperature and humidity of inspired gases. The swivel connector at the patient end eliminates kinking of the tubing.

This circuit attaches to the “Inhalation” and “Exhalation” ports on the rebreathing head (Co2 Absorber)

P/N CIR529 Adult (blue inner tube)
Recommended for Patients weighing above 20kg

P/N CIR529P Pediatric (Pink inner tube)
Recommended for Patients weighing under 20kg

Waste Gas Evacuation



Optional waste gas interface valve
P/N EVC630 for use with fan based
evacuation systems like our EVC3000



Optional waste gas interface valve
P/N EVC629 for use with vacuum pump
based evacuation systems like our
EVC3100

Warranty / Return Policy

Supera Anesthesia Innovations warrants that each product or part shall be free from defects in workmanship and materials, under normal use and with appropriate maintenance, for 10 (ten) years from the date of purchase. For plastic, rubber and disposable parts or items, Supera Anesthesia Innovations warrants only that each such part and item shall be free from defects in workmanship and materials at the time of delivery.

This warranty shall be void for any product that has been altered, defaced or removed from the original Supera Anesthesia Innovations product.

Supera Anesthesia Innovations shall not be liable for any damage, injury or loss arising out of the use of the product, whether as a result of a defect in the product or otherwise, if, prior to such damage, injury or loss, the product was (1) damaged, misused, or misapplied; (2) repaired, altered or modified by persons other than Supera Anesthesia Innovations; (3) not installed in strict compliance with the applicable codes and ordinances; (4) not installed by Supera Anesthesia Innovations or an authorized Supera Anesthesia Innovations dealer.

UNDER NO CIRCUMSTANCES SHALL SUPERA BE LIABLE FOR INCIDENTAL OR CONSEQUENTIAL DAMAGES AS THOSE TERMS ARE DEFINED IN THE UNIFORM COMMERCIAL CODE.

All items returned for service or repair are the responsibility of the customer. Proper packing methods should be used in returning items to Supera Anesthesia Innovations.

SHIPPING POLICY

1. Do Not Sign The Bill Of Lading Until You Have Inspected The Box Or Crate
2. Examine the box AS it is delivered and BEFORE the truck/driver leaves.
3. If there is any evidence of damage when it arrives, note it in detail with the phrase "possible concealed damage" on the bill of lading and immediately call the office for instructions before the truck/driver leaves if at all possible.
4. If there is obvious damage such as a hole in the box, a crushed box, etc., refuse the shipment. The product will then go back to the freight company's terminal where they are entirely responsible.
5. Open and inspect your product as soon as possible. DO NOT WAIT.
6. If you find damage, take as many photographs of everything as soon as you can and email them to CS@superavet.com
7. Note: unless the following procedures are followed correctly and we are notified within ten (10) days, SUPERA LLC cannot accept any responsibility for the problems that may ensue.

**DO NOT RETURN ANY DAMAGED GOODS TO SUPERA LLC WITHOUT
PRIOR AUTHORIZATION OF SUPERA LLC AND THE CARRIER.**

KEEP ALL PACKAGING!

**DO NOT RETURN ANY DAMAGED ITEMS UNTIL SHIPPING
INSTRUCTIONS ARE RECEIVED.**

**ALL CLAIMS MUST BE FILED WITHIN TEN (10) DAYS OF
RECEIPT OF GOODS.**

DOCUMENTATION

Date purchased:

Purchased from:

Machine serial number:

Vaporizer serial number:

Machine service information

Service Date:

Service information:

Service Date:

Service information:

Service Date:

Service information:

SUPERA

**ANESTHESIA
INNOVATIONS**

BROWARD **A&C**
MEDICAL GAS SPECIALISTS

954-725-1470 Ext. 403

